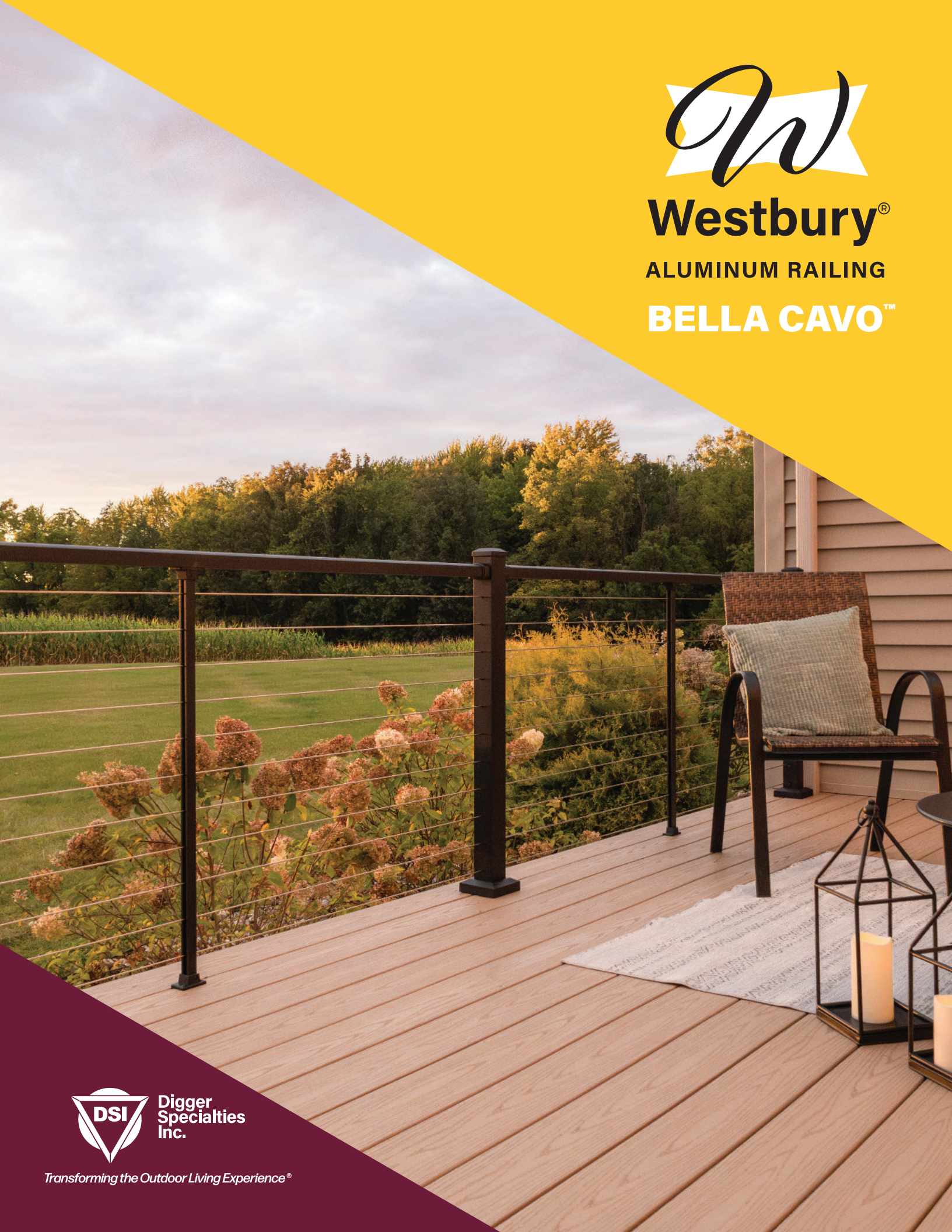




Westbury®

ALUMINUM RAILING

BELLA CAVO™



**Digger
Specialties
Inc.**

Transforming the Outdoor Living Experience®

COLORS & POWDER COATING

Textured Colors



White Fine Texture



Grey Fine Texture



Bronze Fine Texture



Brown Fine Texture



Black Fine Texture

Non Textured Colors



Gloss White



Gloss Beige



Sandy Shore



Ninety Bronze



Speckled Walnut



Chocolate



Satin Black

Colors shown are a close approximation of the true color. Please request actual samples for accurate powder coating colors.

Exclusive Powder Coating Process


DSI is an industry leader in Powder Coated Aluminum Products. State-of-the-art technology is used to provide a high-quality and durable finish that is more resistant to the effects of impacts, chemicals, ultra-violet light, moisture, and extreme weather conditions.

The process begins with a system certified by the Powder Coating Institute (PCI) and continues with the American Architectural Manufacturers Association (AAMA) / Fenestration and Glazing Industry Alliance (FGIA) verifying our Powder Coating. These stringent processes provide homeowners with peace of mind in their investment.

Our Aluminum Lifetime Limited Warranty includes a Fade Warranty as well as a Salt and Abrasive Environments Warranty providing one of the best warranties in the industry.



1 The raw premium-grade aluminum is inspected to be free of blemishes and is not exposed to the outdoor elements.



2 The product enters a heated acidic cleaning stage to remove extrusion debris and fabrication oils.




3-6 **Clean:** City water rinse
Cleaner: Recycling reverse osmosis water rinse
Cleanest: Pure reverse osmosis water rinse
Sealer: Dried-in-place aluminum sealer



7-8 A 200 MPH air blast removes water drops from the pre-treated aluminum. A convection oven completes the dry-off process.



9 Powder is applied with 18 automated and 2 manual spray guns. Compressed process air is dried to -35°F Dew Point for superior adhesion.



10 The powder coating is then bonded and adhered to the aluminum substrate in a 400 degree cure stage.



The Westbury® Bella Cavo Horizontal Cable Railing is here to redefine outdoor spaces. With its modern horizontal cable design, this railing system offers a stylish solution that complements today's architectural trends. Crafted from premium materials and designed for lasting durability, Bella Cavo delivers on both performance and aesthetics, providing a clear view and an effortless sense of style to any deck or balcony.

BELLA CAVO (C90)



6' x 42" T Section Shown

BELLA CAVO (C91)



6' x 42" T Section Shown

Product Details

Models	Section Type	Straight Section Lengths	Infill	Stair Section Lengths	Heights	Kits Include	Cables per Section
Bella Cavo (C90)	Boxed Kit	4', 6', 8'	1/8" Stainless Steel Cable (316 Marine Grade)	4', 6', 8'	36", 42"	Top Rail, Mounts (2), and Installation Instructions* Cable is ordered separately	36" = 11 42" = 13
Bella Cavo (C91)	Boxed Kit	4', 6', 8'	1/8" Stainless Steel Cable (316 Marine Grade)	4', 6', 8'	36", 42"	Top and Bottom Rails, Mounts (4), and Installation Instructions* Cable is ordered separately	36" = 10 42" = 12

***Notes:** One Support Baluster and (2) Brackets are also included with all 6' and 8' Sections. One Railing Support is also included with all C91 8' Straight Sections.

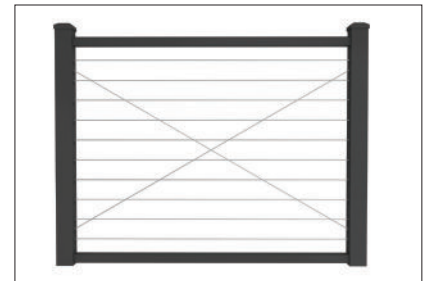
Features



Boxed Kits - Cable not included



Support Baluster included with all 6' and 8' Sections



Matching Adjustable Gates in 36"W and 48"W Single Gate Openings

POST KITS & ACCESSORIES



Tension Post Kits

Post Kits include:

- Post
- Flat Cap*
- 2-piece Post Flair

*Caps are not included with Crossover Post Kits.



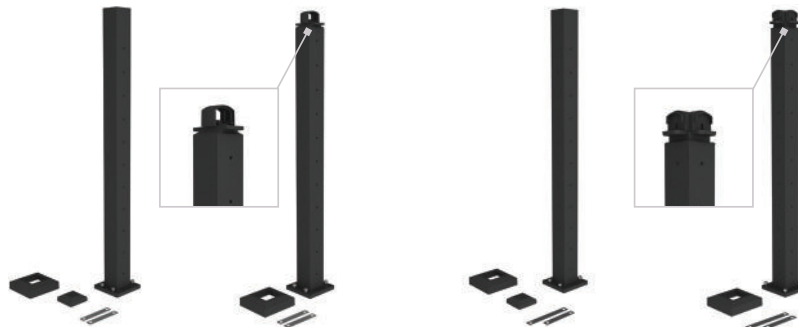
	2-1/2" x 4" Corner Post (.125" wall)	2-1/2" x 4" Crossover Corner Post (.125" wall)	2-1/2" End Post (.125" wall)
Straight Post Heights	37-1/2", 43-1/2"	36", 42"	37-1/2", 43-1/2"
Stair Post Heights	N/A	N/A	39-1/2", 45-1/2"

Non Tension Post Kits

Post Kits include:

- Post
- Flat Cap*
- 2-piece Post Flair

*Caps are not included with Crossover Post Kits.



	2-1/2" Line Post (.125" wall)	2-1/2" Crossover Line Post (.125" wall)	2-1/2" Corner Post (.125" wall)	2-1/2" Crossover Corner Post (.125" wall)
Straight Post Heights	37-1/2", 43-1/2"	36", 42"	37-1/2", 43-1/2"	36", 42"
Stair Post Heights	39-1/2", 45-1/2"	36", 42"	N/A	N/A

Cable



Available in 1000' and 500' Rolls

Caps



2-1/2" Flat Cap



2-1/2" x 4" Flat Cap

Flairs



2-1/2" Flair



2-1/2" x 4" Flair